



District Report Card: 2017


State: Manipur	District: Imphal West
Class: 8	Subject: Science
Schools: 44	Students: 643


Participation/Coverage


Students

<div>GENDER</div> <div></div>	Boys		Girls	
	Number	%	Number	%
	269	41.84	374	58.16

<div>AREA</div> <div></div>	Rural		Urban	
	Number	%	Number	%
	444	69.05	199	30.95

<div>CATEGORY</div> <div></div>	SC		ST		OBC		GEN	
	Number	%	Number	%	Number	%	Number	%
	50	7.78	16	2.49	363	56.45	214	33.28

<div>CWSN</div> <div></div>	LD	VI	HI	S&LD	ID	Oth
	1	0	0	0	1	4

<div>Management</div> <div></div>	Government		Government-aided	
	Number	%	Number	%
	519	80.72	124	19.28

Average Performance of Students in Science (%)

Overall	Gender		Area		Management		Social Group			
	Male	Female	Rural	Urban	Govt.	Aided	SC	ST	OBC	GEN
39.55	38.54	40.29	36.31	46.80	40.59	35.22	37.73	42.92	38.16	42.09

Performance on Learning Outcomes (LOs)

Learning Outcomes	Description	Average Performance(%)
SCI703	Classifies materials and organisms based on properties/characteristics	43.62
SCI704	Conducts simple investigation to seek answers to queries	39.88
SCI705	Relates processes and phenomenon with causes	37.82
SCI708	Measures and calculates e.g., temperature; pulse rate; speed of moving objects; time period of a simple pendulum, etc.	36.55
SCI710	Plots and interprets graphs	32.59
SCI711	Constructs models using materials from surroundings and explains their working	35.78
SCI801	Differentiates materials, organism and processes	48.78
SCI804	Relates processes and phenomenon with causes	47.28
SCI805	Explains processes and phenomenon	30.73
SCI807	Measures angles of incidence and reflection, etc.	42.46
SCI811	Applies learning of scientific concepts in day-to-day life	37.97
SCI813	Makes efforts to protect environment	36.39

Range of Performance of Students who Answered Correctly							
Below 30%		30% - 50%		50% - 75%		Above 75%	
Number	%	Number	%	Number	%	Number	%
246	38.26	218	33.90	119	18.51	60	9.33

Lowest Performing Learning Outcomes (LOs)

- 1 - Explains processes and phenomenon (30.73)
- 2 - Plots and interprets graphs (32.59)
- 3 - Constructs models using materials from surroundings and explains their working (35.78)
- 4 - Makes efforts to protect environment (36.39)
- 5 - Measures and calculates e.g., temperature; pulse rate; speed of moving objects; time period of a simple pendulum, etc. (36.55)